




VARISCITE LTD

DART-BOARD

Quick Start Guide



VARISCITE LTD.

DART-BOARD Quick Start Guide

© 2009 Variscite Ltd.

All Rights Reserved. No part of this document may be photocopied, reproduced, stored in a retrieval system, or transmitted, in any form or by any means whether, electronic, Mechanical, or otherwise without the prior written permission of Variscite Ltd. No warranty of accuracy is given concerning the contents of the information contained in this publication. To the extent permitted by law no liability (including liability to any person by reason of negligence) will be accepted by Variscite Ltd., its subsidiaries or employees for any direct or indirect loss or damage caused by omissions from or inaccuracies in this document.

Variscite Ltd. reserves the right to change details in this publication without notice. Product and company names herein may be the trademarks of their respective owners.

Document Revision History

Revision	Date	Notes
1.0	16/09/2013	Initial

Table of Contents

Document Revision History	3
Table of Contents	4
1 Introduction	5
2 Package content	6
3 Get to know the DART Board	7
3.1 Top Side	7
3.2 Bottom Side	8
4 Initial Operation	9
5 Legal Notice	11
6 Warranty Terms	12
7 Contact Information	13

1 Introduction

This quick start guide provides initial information about the DART-BOARD development kit. This guide covers the DVK's connectors, connecting the DVK to a PC and initial operation with the supplied boot devices .More comprehensive information can be found in the following documents and resources:

1. DART Board data sheet :
<http://www.variscite.com/products/single-board-computers/dart-board> [1]
2. DART-4460 Data sheet
<http://www.variscite.com/products/system-on-module-som/cortex-a9/dart-4460-cpu-ti-omap-4-omap4460> [1]
3. Software documentation:
<http://variwiki.com/index.php?title=DART-4460>

[1] Under the Documentation Tab

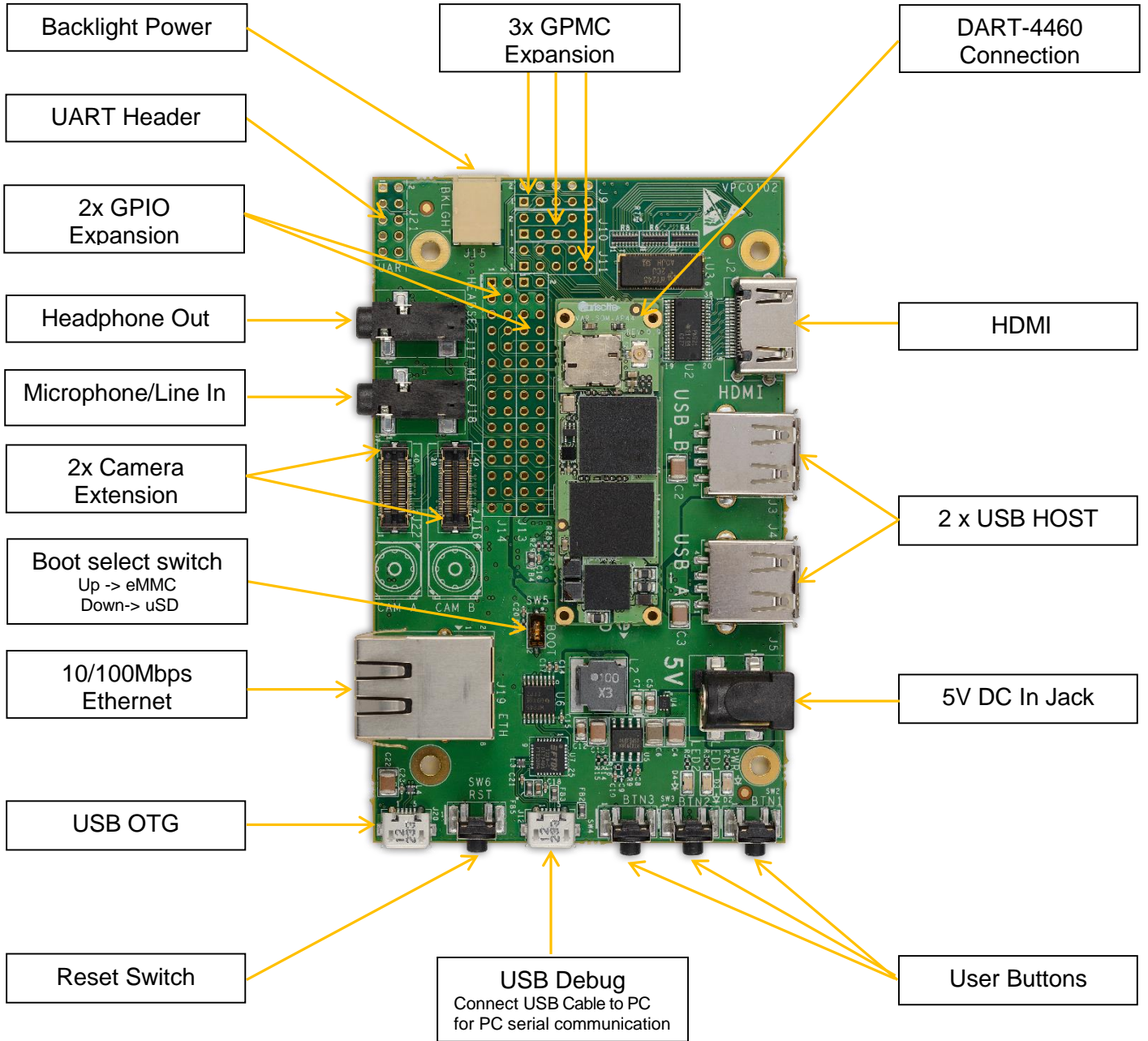
2 Package content

The DART Board kit contains the following items:

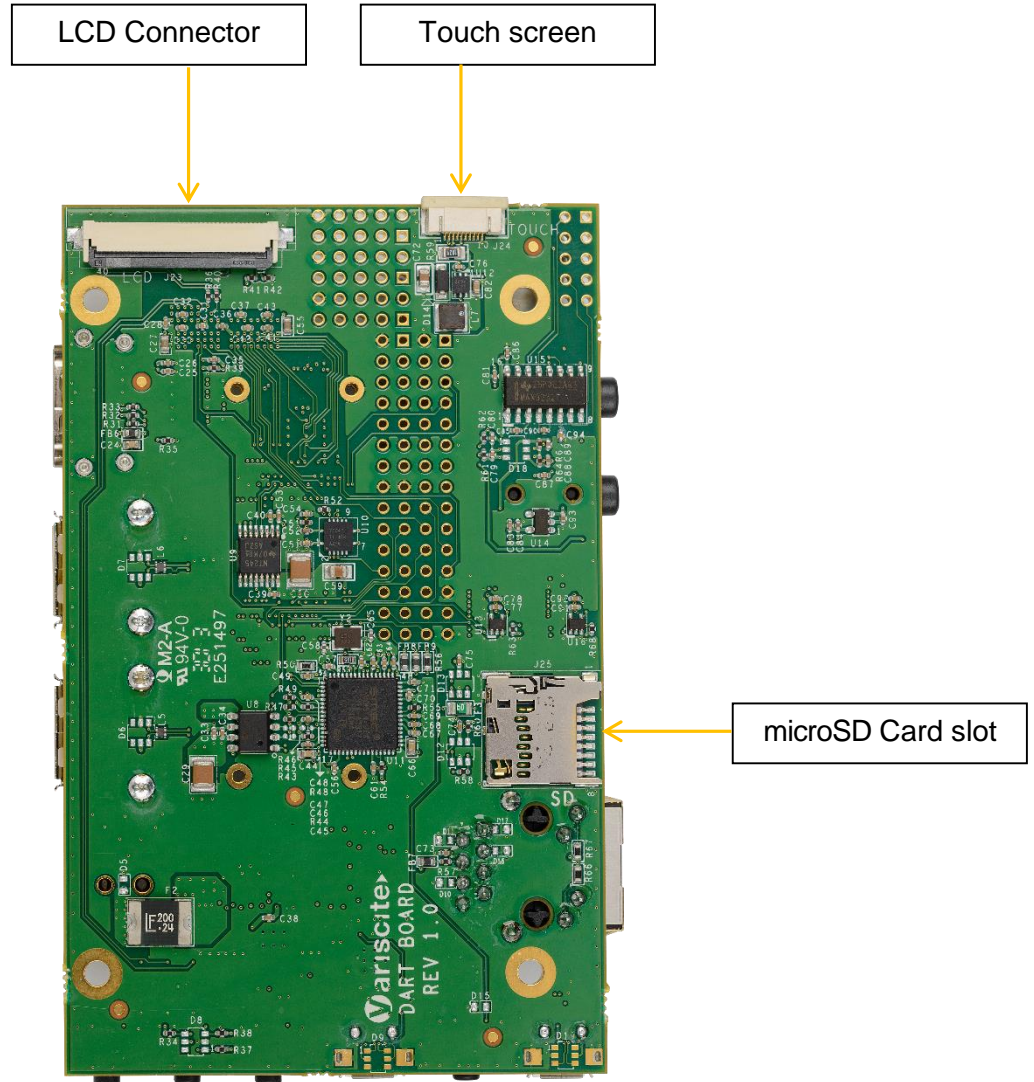
- DART-4460
- DART Board
- 7" LCD Display with touch panel
- 110V-240V input AC wall mount adapter 5V 2A Output
- Mono Pole antenna
- Ethernet Cable
- USB Type A to Micro B Cable
- Micro SD card with Ubuntu Linux Release
- DART-4460 Software and Documentation CD

3 Get to know the DART Board

3.1 Top Side



3.2 Bottom Side




3.3 Connection to LCD

Top:



Bottom:



4 Initial Operation

The DART board development kit includes a DART-4460 SOM with a preloaded software according to the P/N. Linux or Android.

as requested otherwise by customer.

In addition, a uSD card with an minimal core Ubuntu Linux Release is supplied, which serves a “rescue sd”, and allows burning the eMMC with either Linux or Android.

Boot from microSD card:

1. Connect the 7” LCD Touch and LCD cables to the DART Board connectors (J23,J24) as shown:
2. Insert the microSD card to microSD card slot (J25).
3. Set Boot select switch (SW5) downwards to boot from microSD card.
4. Plug the USB Type A to Micro B Cable between the USB Debug connector (J12) and a PC USB Port.
5. Set PC terminal Software parameters
 - Baud Rate: 115200
 - Data: 8 Bit
 - Parity: None
 - Stop bit: 1
 - Flow Control: None
6. Plug the wall adapter’s pin into the DART Board 5V power jack (J5) and to a 120VAC~240VAC power source.
7. Boot messages are printed within PC’s terminal window.
8. Variscite Logo appears within 10 seconds, followed by a full file system boot.
9. Use BTN1, BT2, BT3, push buttons in order to back navigate on the Android GUI.

Boot from eMMC:

1. First you will need to Install Ubuntu / Android on the eMMC.
Please refer to varwiki for instructions:
Ubuntu Install:
http://www.variwiki.com/index.php?title=DART_Ubuntu_GS (section 2)
Android Install:
http://www.variwiki.com/index.php?title=DART_Android_RN (section 6)
2. Set Boot select switch (SW5) upwards to boot from eMMC and repeat stages 2-7 described above.

5 Legal Notice

Variscite Ltd. (“Variscite”) products and services are sold subject to Variscite terms and conditions of sale, delivery and payment supplied at the time of order acknowledgement.

Variscite warrants performance of its products to the specifications in effect at the date of shipment. Variscite reserves the right to make changes to its products and specifications or to discontinue any product or service without notice. Customers should therefore obtain the latest version of relevant product information from Variscite to verify that their reference is current.

Testing and other quality control techniques are utilized to the extent that Variscite deems necessary to support its warranty.

Specific testing of all parameters of each device is not necessarily performed unless required by law or regulation.

In order to minimize risks associated with customer applications, the customer must use adequate design and operating safeguards to minimize inherent or procedural hazards. Variscite is not liable for applications assistance or customer product design. The customer is solely responsible for its selection and use of Variscite products. Variscite is not liable for such selection or use or for use of any circuitry other than circuitry entirely embodied in a Variscite product.

Variscite products are not intended for use in life support systems, appliances, nuclear systems or systems where malfunction can reasonably be expected to result in personal injury, death or severe property or environmental damage. Any use of products by the customer for such purposes is at the customer’s own risk.

Variscite does not grant any license (express or implied) under any patent right, copyright, mask work right or other intellectual property right of Variscite covering or relating to any combination, machine, or process in which its products or services might be or are used. Any provision or publication of any third party’s products or services does not constitute Variscite’s approval, license, warranty or endorsement thereof. Any third party trademarks contained in this document belong to the respective third party owner.

Reproduction of information from Variscite datasheets is permissible only if reproduction is without alteration and is accompanied by all associated copyright, proprietary and other notices (including this notice) and conditions. Variscite is not liable for any un-authorized alteration of such information or for any reliance placed thereon.

Any representations made, warranties given, and/or liabilities accepted by any person which differ from those contained in this datasheet or in Variscite’s standard terms and conditions of sale, delivery and payment are made, given and/or accepted at that person’s own risk. Variscite is not liable for any such representations, warranties or liabilities or for any reliance placed thereon by any person.

6 Warranty Terms

Warranty Terms

Variscite guarantees hardware products against defects in workmanship and material for a period of one (1) year from the date of shipment. Your sole remedy and Variscite's sole liability shall be for Variscite, at its sole discretion, to either repair or replace the defective hardware product at no charge or to refund the purchase price. Shipment costs in both directions are the responsibility of the customer. This warranty is void if the hardware product has been altered or damaged by accident, misuse or abuse.

Disclaimer of Warranty

THIS WARRANTY IS MADE IN LIEU OF ANY OTHER WARRANTY, WHETHER EXPRESSED, OR IMPLIED, OF MERCHANTABILITY, FITNESS FOR A SPECIFIC PURPOSE, NON-INFRINGEMENT OR THEIR EQUIVALENTS UNDER THE LAWS OF ANY JURISDICTION, EXCEPT THE WARRANTY EXPRESSLY STATED HEREIN. THE REMEDIES SET FORTH HEREIN SHALL BE THE SOLE AND EXCLUSIVE REMEDIES OF ANY PURCHASER WITH RESPECT TO ANY DEFECTIVE PRODUCT.

Limitation on Liability

UNDER NO CIRCUMSTANCES SHALL VARISCITE BE LIABLE FOR ANY LOSS, DAMAGE OR EXPENSE SUFFERED OR INCURRED WITH RESPECT TO ANY DEFECTIVE PRODUCT. IN NO EVENT SHALL VARISCITE BE LIABLE FOR ANY INCIDENTAL OR CONSEQUENTIAL DAMAGES THAT YOU MAY SUFFER DIRECTLY OR INDIRECTLY FROM USE OF ANY PRODUCT. BY ORDERING THE SOM, THE CUSTOMER APPROVES THAT THE VARISCITE SOM, HARDWARE AND SOFTWARE, WAS THOROUGHLY TESTED AND HAS MET THE CUSTOMER'S REQUIREMENTS AND SPECIFICATIONS.

7 Contact Information

Headquarters:

Variscite Ltd.

9, Hamelachc St. Street
P.O.B 1121
Airport City 70100, Israel

Tel: +972 (9) 9562910
Fax: +972 (9) 9589477

Sales: sales@variscite.com

Technical Support: support@variscite.com

Corporate Website: www.variscite.com

