



VARISCITE LTD.

VAR-SOM-OM44 v1.1

Thermal Application Note

Rev: 1.1



VARISCITE LTD.

Thermal Application Note

© 2009 Variscite Ltd.

All Rights Reserved. No part of this document may be photocopied, reproduced, stored in a retrieval system, or transmitted, in any form or by any means whether, electronic, Mechanical, or otherwise without the prior written permission of Variscite Ltd. No warranty of accuracy is given concerning the contents of the information contained in this publication. To the extent permitted by law no liability (including liability to any person by reason of negligence) will be accepted by Variscite Ltd., its subsidiaries or employees for any direct or indirect loss or damage caused by omissions from or inaccuracies in this document.

Variscite Ltd. reserves the right to change details in this publication without notice. Product and company names herein may be the trademarks of their respective owners.

Document Revision History

Revision	Date	Notes
1.0	14/12/2011	Initial

Table of Contents

Document Revision History	3
Table of Contents	4
1 Introduction	5
2 Thermal Measurements	6
2.1 100% CPU utilization (Dhrystone test)	6
2.2 Multimedia.....	7
3 Power Consumption.....	8
4 Thermal Management Means.....	9
4.1 Software.....	9
4.2 Hardware	9
4.2.1 Heat Spreader Assembly	10
5 Legal Notice	12
6 Warranty Terms	13
7 Contact Information.....	14

1 Introduction

The VAR-SOM-OM44, based on the TI OMAP4460, is a high-performance SOM.

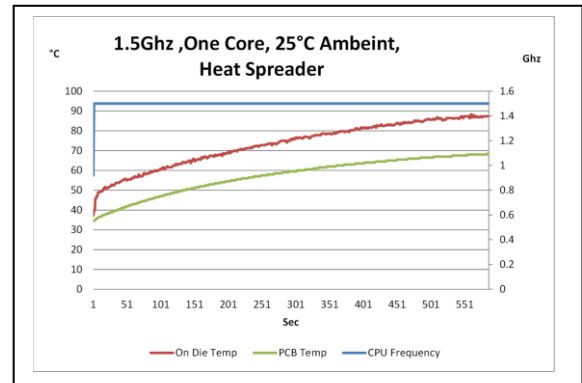
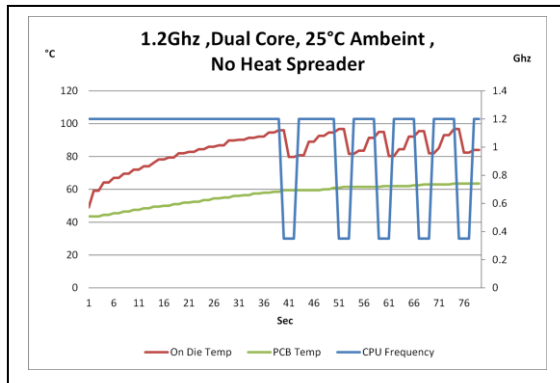
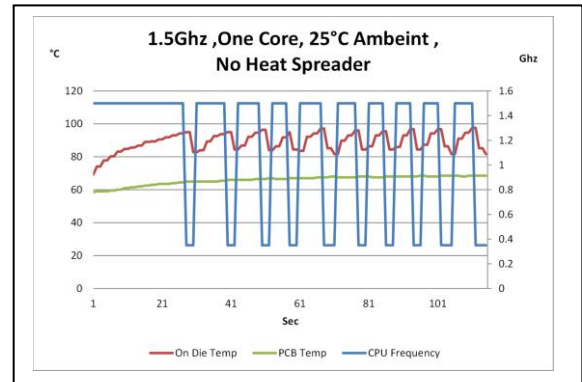
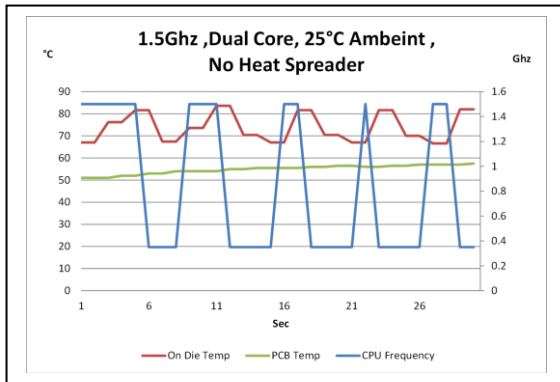
Graphics and Video accelerators consume only ~100mW and therefore have minor effect on heat dissipation.

Most applications use the 1.5 GHz at bursts of a few seconds, upon demand. In such case there is no need for special thermal heat dissipation or heat spreader. The heat spreader is used only for applications that continuously utilize the 1.5 GHz dual core at 100% CPU utilization

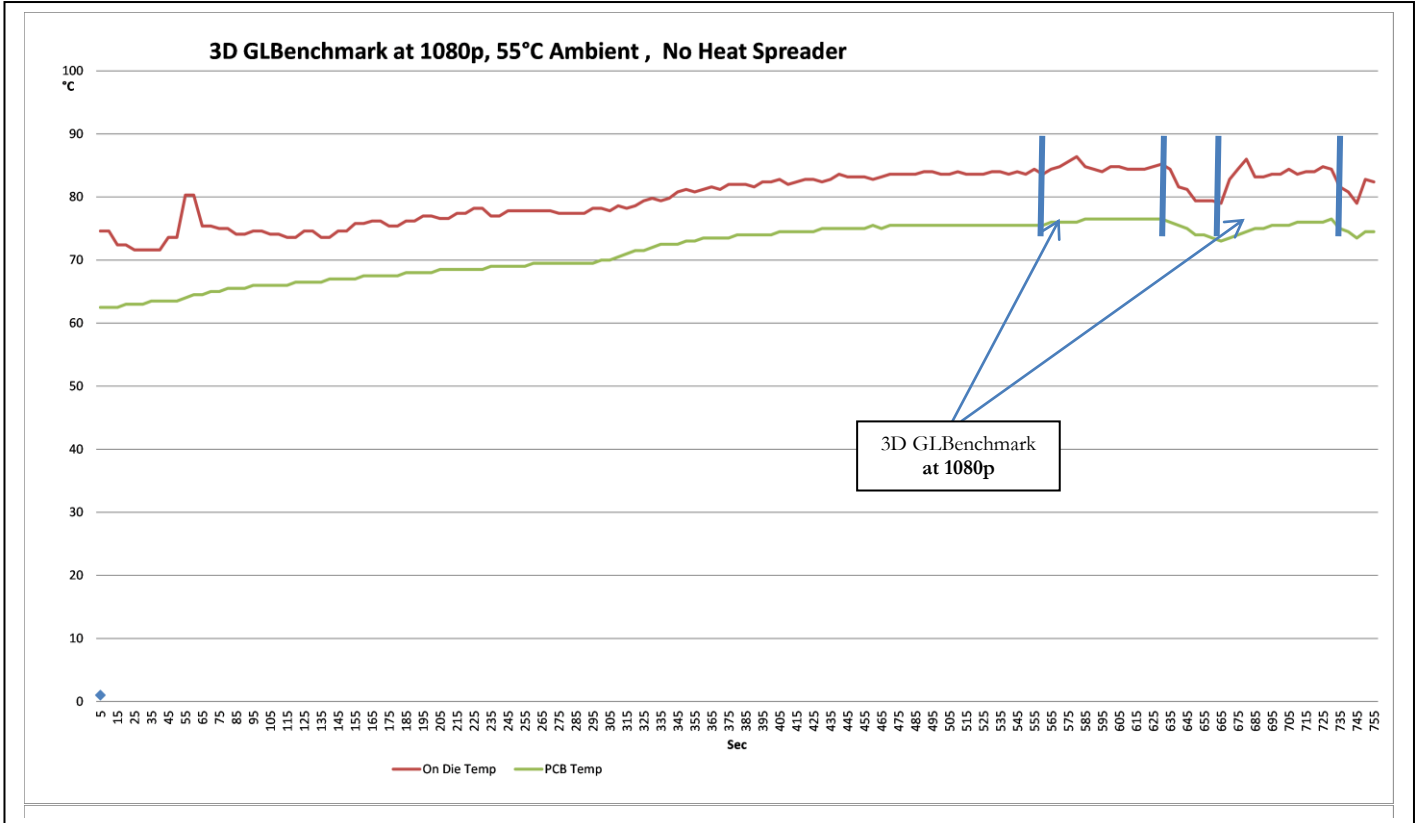
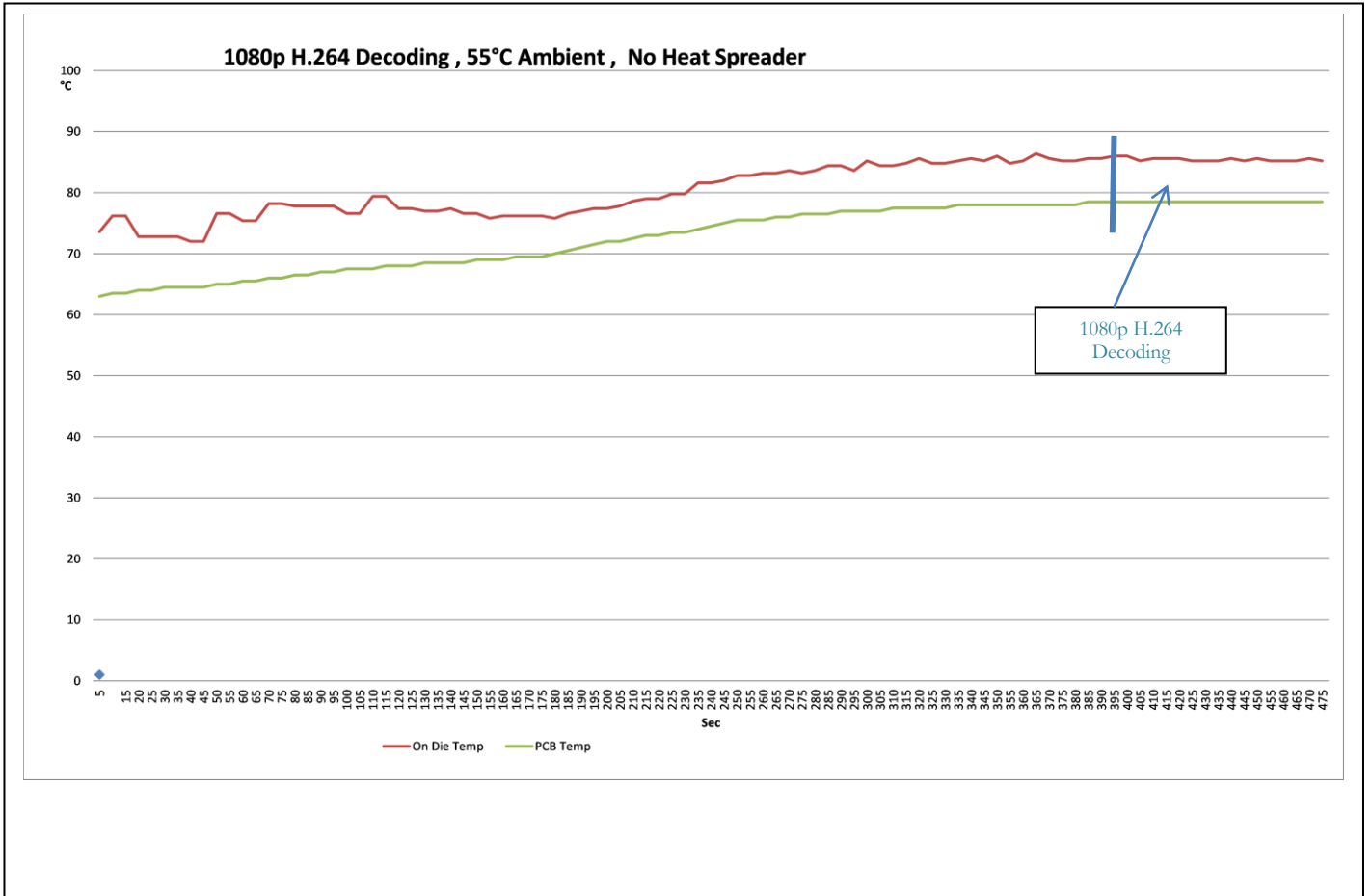
This document provides examples of various typical usage scenarios, presents optional thermal management approaches.

2 Thermal Measurements

2.1 100% CPU utilization (Dhrystone test)



2.2 Multimedia



3 Power Consumption

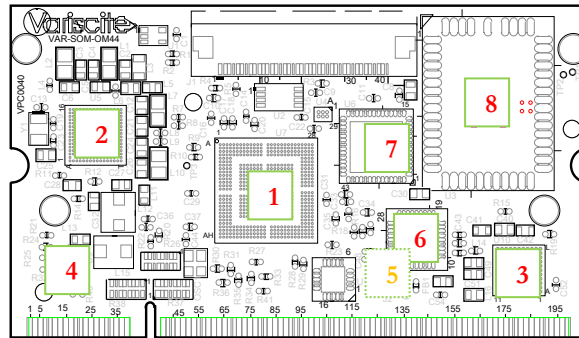
The VAR-SOM-OM44 power consumption depends mainly on the CPU core utilization and varies from 1W to 3W. Please refer to the VAR-SOM-OM44 data sheet for measured power consumption at various operating conditions & scenarios. TI's industry-leading SmartReflex™ technologies, originally designed for the cellular & tablet markets is supported, enabling high performance and low power by reducing the device operating frequencies and voltages to a minimum when possible. Setting Linux's "ondemand" governor ensures high performance bursts when required by the application. The below table summarize the VAR-SOM-OM44 components thermal data.

#	Device	Device Data Sheet	Power Consumption ^[1]	Manufacturer Thermal Data	Note
1	OMAP4460 SOC	NA	2.35W @ 1Ghz 2.75W@ 1.2hz 0.2W@1080p,x.264 dec. 0.1W@1080p, 3D OpenGL	Ta = -30°C - 85°C Tja = 22.6 °C/W Tjb = 9.5 °C/W (@2.6W) Tjmax = 125°C	Tjmax Avarage = 110°C
2	TWL6030 PMIC	NA	Powers mainly OMAP4460 & LAN7500 >80% efficiency	Ta = -30°C - 85°C Tja = 31 °C/W Tjc= 12°C/W Tjb = 19 °C/W Tjmax = 125°C	
3	TWL6040 Audio Codec	NA	<200mW -Estimated	Ta = -30°C - 85°C Tja = 34 °C/W Tjc= 8°C/W Tjb = 22 °C/W Tjmax = 125°C	Only Headphone driver and line in input are utilized
4	TPS62361B	http://www.ti.com/lit/ds/symlink/tps62361b.pdf	>80% efficiency ,2.5A Max (OMAP4 @1.5Ghz full operating)	Ta = -40°C - 85°C Tja = 94.8 °C/W Tjctop= 25°C/W Tjb = 60 °C/W Tjmax = 150°C	
5	USB3320 PHY	ftp://smc.com/pub/Data_Sheets/3320.pdf	~100mW Typical	Ta = -40°C - 85°C ^[2] Tja = 42 °C/W Tjc = 3 °C/W Tjmax = 89.54 °C/W ^[2]	
6	USB2514B USB HUB	http://www.smc.com/media/Downloads_Public/Data_Sheets/251x.pdf	400mW Max (Two USB ports are in use)	Ta = -40°C - 85°C ^[2] Tja = 31.6 °C/W Tjc = 3 °C/W Tjmax = 94.2 °C/W ^[2]	
7	LAN7500 G.Ethernet MAC+PHY	http://www.smc.com/media/Downloads_Public/Data_Sheets/7500.pdf	620mW Typical (1000BaseT Full duplex)	Ta = -40°C - 85°C ^[2] Tja = 25 °C/W Tjc = 2 °C/W Tjmax = 99.98 °C/W ^[2]	
8	Wi-Fi	http://www.lsr.com/downloads/tiwi_r2/TiWi_R2_Datasheet.pdf	Wi-Fi: 924mW Typical @ Max current Tx Mode BT: 148mW Typical @ Max current Tx Mode	Ta = -40°C - 85°C	

[1] Theoretical, IC manufacturer values

[2] For Extended temperature Configuration

VAR-SOM-OM44 Main Power Dissipation ICs layout



4 Thermal Management Means

Variscite offers basic mechanisms for both hardware & software that improve thermal management in case of high CPU load for long duration. However, an end-product thermal design should take into account its specific operation scenario, specific operation conditions and other thermal factors in order to maximize the VAR-SOM-OM44 performance.

The below mechanisms are highly depend on the device operation environments as ambient temperature and air follow. In any case PCB temperature must not exceed 65°C Celsius.

4.1 Software

The VAR-SOM-OM44 software supports a thermal management mechanism that prevents the on board devices from being exposed to a hazardous thermal condition by monitoring both the OMAP4460 on die and VAR-SOM-OM44 PCB temperatures. If thermal hazardous zone is reached, The OMAP4 CPU operation frequency will be decreased in order to allow the VAR-SOM-OM44 to cool.

4.2 Hardware

The heat spreader is for aim only for applications that continuously utilize the dual core at high frequency at 100% CPU utilization. At 1.5 GHz, the OMAP4 provides 7000 MIPS (higher than Intel ATOM™), and requires heat spreading.

Variscite heat spreader allows adding a proprietary heat sink on top of it, or spreading the heat in any other way. It fits on the VAR-SOM-OM44 board top side. By thermally coupling the OMAP4460 SoC to a relatively large aluminum plain, the time period in which the VAR-SOM-OM44 can operate in a very high frequency without reaching its thermal hazard conditions is improved.

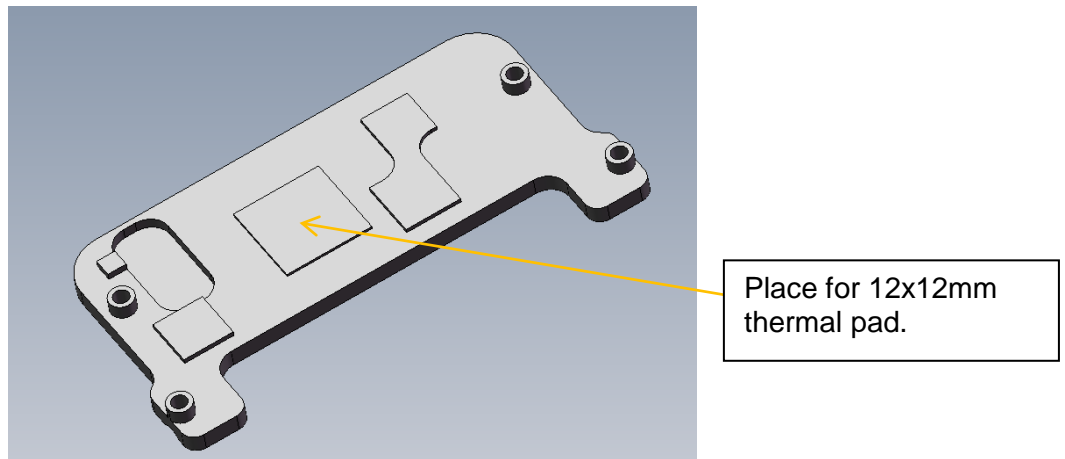
For the end product thermal design, if required, the customer can:

1. Use the heat spreader as is. Variscite can deliver the heat spreader in high volumes.
2. Add a heat sink on top of the heat spreader or thermally connect it to the end product case for better heat dissipation.


3. Design a custom head spreader. All CAD data required for such a design are available on Variscite web site.

4.2.1 Heat Spreader Assembly

1. Attach the 12x12mm thermal pad on the internal side of the heat spreader (see below). Make sure that the two plastic covers, on both sides of thermal pads are removed before attaching the pad.

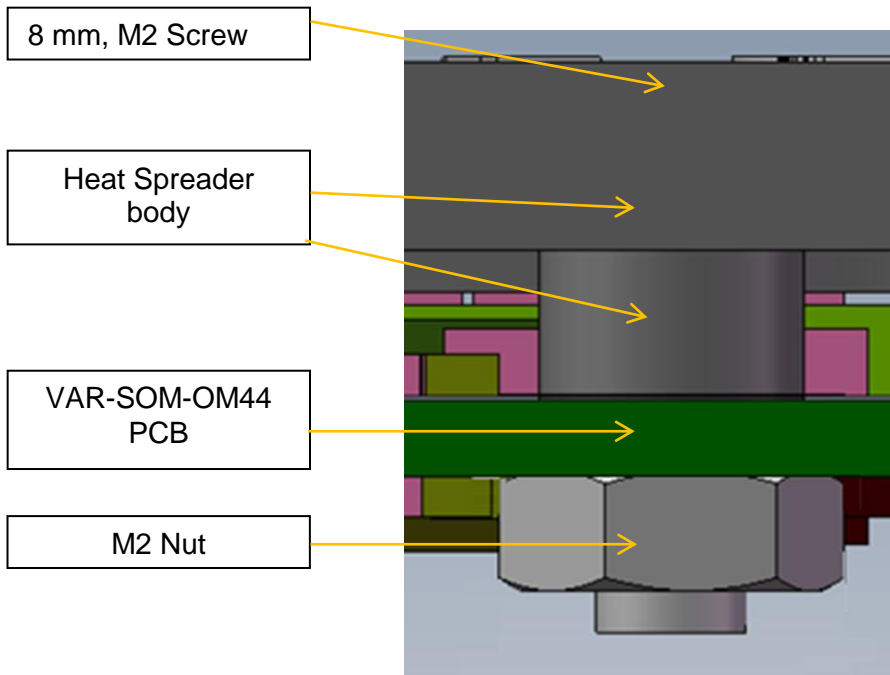


2. Assemble the heat spreader on top side of the VAR-SOM-OM44. Use the mechanical holes in order to align the heat spreader to VAR-SOM-OM44 PCB.



3. Insert the M2 screws from the heat spreader top direction.
4. Tight the head spreader to the VAR-SOM-OM44 using the supplied nuts.

VAR-SOM-OM44 Heat Spreader screws assembly order



5 Legal Notice

Variscite Ltd. (“Variscite”) products and services are sold subject to Variscite terms and conditions of sale, delivery and payment supplied at the time of order acknowledgement.

Variscite warrants performance of its products to the specifications in effect at the date of shipment. Variscite reserves the right to make changes to its products and specifications or to discontinue any product or service without notice. Customers should therefore obtain the latest version of relevant product information from Variscite to verify that their reference is current.

Testing and other quality control techniques are utilized to the extent that Variscite deems necessary to support its warranty.

Specific testing of all parameters of each device is not necessarily performed unless required by law or regulation.

In order to minimize risks associated with customer applications, the customer must use adequate design and operating safeguards to minimize inherent or procedural hazards. Variscite is not liable for applications assistance or customer product design. The customer is solely responsible for its selection and use of Variscite products. Variscite is not liable for such selection or use or for use of any circuitry other than circuitry entirely embodied in a Variscite product.

Variscite products are not intended for use in life support systems, appliances, nuclear systems or systems where malfunction can reasonably be expected to result in personal injury, death or severe property or environmental damage. Any use of products by the customer for such purposes is at the customer’s own risk.

Variscite does not grant any license (express or implied) under any patent right, copyright, mask work right or other intellectual property right of Variscite covering or relating to any combination, machine, or process in which its products or services might be or are used. Any provision or publication of any third party’s products or services does not constitute Variscite’s approval, license, warranty or endorsement thereof. Any third party trademarks contained in this document belong to the respective third party owner.

Reproduction of information from Variscite datasheets is permissible only if reproduction is without alteration and is accompanied by all associated copyright, proprietary and other notices (including this notice) and conditions. Variscite is not liable for any un-authorized alteration of such information or for any reliance placed thereon.

Any representations made, warranties given, and/or liabilities accepted by any person which differ from those contained in this datasheet or in Variscite’s standard terms and conditions of sale, delivery and payment are made, given and/or accepted at that person’s own risk. Variscite is not liable for any such representations, warranties or liabilities or for any reliance placed thereon by any person.

6 Warranty Terms

Warranty Terms

Variscite guarantees hardware products against defects in workmanship and material for a period of one (1) year from the date of shipment. Your sole remedy and Variscite's sole liability shall be for Variscite, at its sole discretion, to either repair or replace the defective hardware product at no charge or to refund the purchase price. Shipment costs in both directions are the responsibility of the customer. This warranty is void if the hardware product has been altered or damaged by accident, misuse or abuse.

Disclaimer of Warranty

THIS WARRANTY IS MADE IN LIEU OF ANY OTHER WARRANTY, WHETHER EXPRESSED, OR IMPLIED, OF MERCHANTABILITY, FITNESS FOR A SPECIFIC PURPOSE, NON-INFRINGEMENT OR THEIR EQUIVALENTS UNDER THE LAWS OF ANY JURISDICTION, EXCEPT THE WARRANTY EXPRESSLY STATED HEREIN. THE REMEDIES SET FORTH HEREIN SHALL BE THE SOLE AND EXCLUSIVE REMEDIES OF ANY PURCHASER WITH RESPECT TO ANY DEFECTIVE PRODUCT.

Limitation on Liability

UNDER NO CIRCUMSTANCES SHALL VARISCITE BE LIABLE FOR ANY LOSS, DAMAGE OR EXPENSE SUFFERED OR INCURRED WITH RESPECT TO ANY DEFECTIVE PRODUCT. IN NO EVENT SHALL VARISCITE BE LIABLE FOR ANY INCIDENTAL OR CONSEQUENTIAL DAMAGES THAT YOU MAY SUFFER DIRECTLY OR INDIRECTLY FROM USE OF ANY PRODUCT. BY ORDERING THE SOM, THE CUSTOMER APPROVES THAT THE VARISCITE SOM, HARDWARE AND SOFTWARE, WAS THOROUGHLY TESTED AND HAS MET THE CUSTOMER'S REQUIREMENTS AND SPECIFICATIONS.

7 Contact Information

Headquarters:

Variscite Ltd.

60, Medinat Hayehudim St.
P.O.B 12598
46722, Israel

Tel: +972 (9) 9562910
Fax: +972 (9) 9589477

Sales: sales@variscite.com

Technical Support: support@variscite.com

Corporate Website: www.variscite.com

